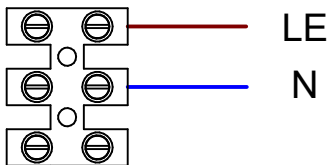


# EMERGENCY WIRING INSTRUCTIONS

1

## Emergency Lighting Operation - Light is off

Lighting fixture is on in emergency mode only.

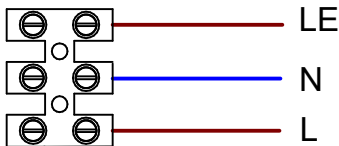


Emergency Autonomy = 3 hours  
Emergency Brightness = 14 %

2

## Emergency Lighting Operation + Switching Light On/Off

Lighting fixture operates in standard switching ( L, N ) and in emergency mode ( LE, NE)

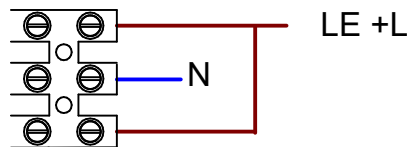


Emergency Autonomy = 3 hours  
Emergency Brightness = 14 %

3

## Emergency Lighting Operation - Light is On

Lighting fixture is always on including emergency mode.



Emergency Autonomy = 3 hours  
Emergency Brightness = 14 %